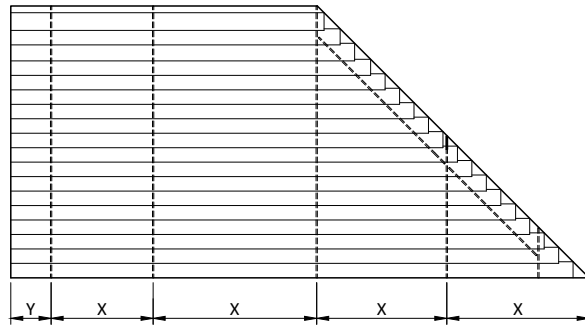
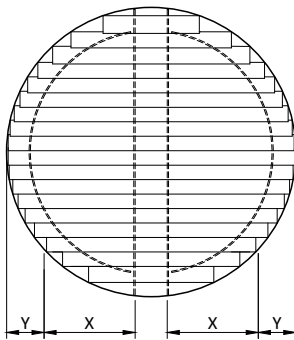
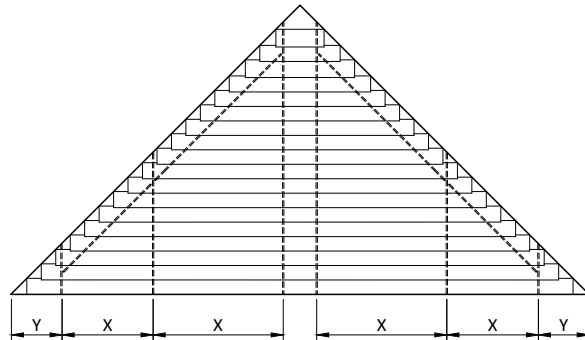
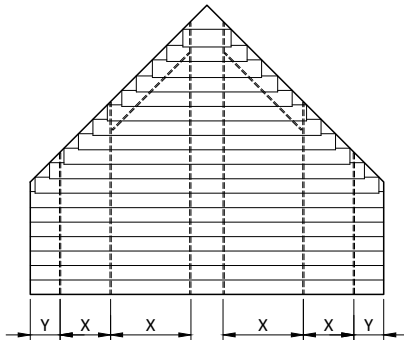





**148x16mm wood louvers**

 available colors & quality: **Sunshield 148W Western Red Cedar (WRC)**

western red cedar

	
width	W
length / drop / height	L
rack arm distance	X
slat side overhang	Y
support distance	Z
heavy duty rack arm 65 mm	
box rack arm 120 mm	
number of rack arms	R

<b>INTERNAL</b>
max. 20m <sup>2</sup>
max. 150 cm
max. 30 cm
max. 250 cm
max. 500 cm
minimum # rack arms
-210 cm = 2 pcs
211-360 cm = 3 pcs

<b>EXTERNAL</b>
max. 18m <sup>2</sup>
max. 150 cm
max. 30 cm
max. 225 cm
max. 400 cm
minimum # rack arms
-210 cm = 2 pcs
211-360 cm = 3 pcs

Larger systems than max\* can be calculated and designed by Sunshield.