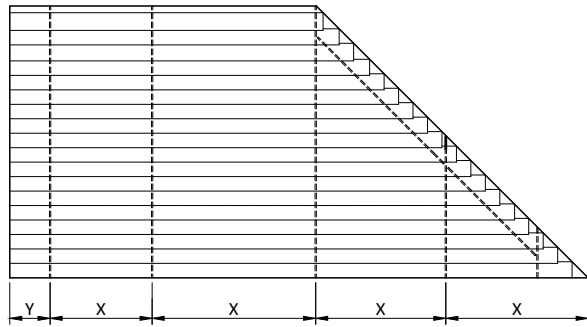
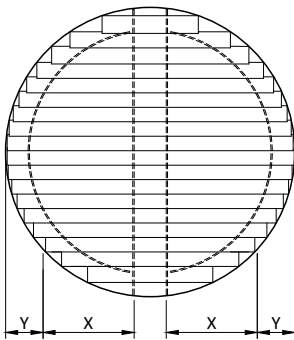
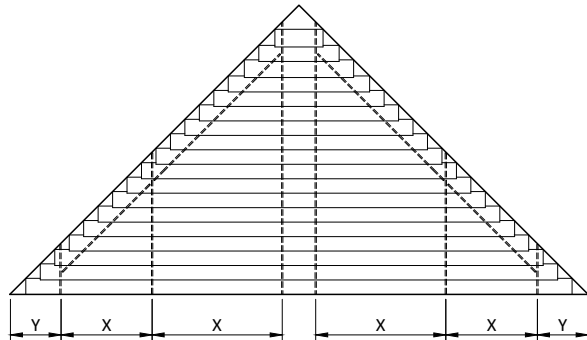
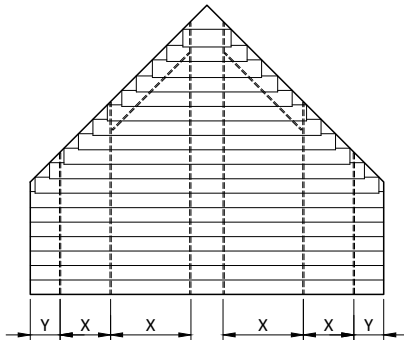
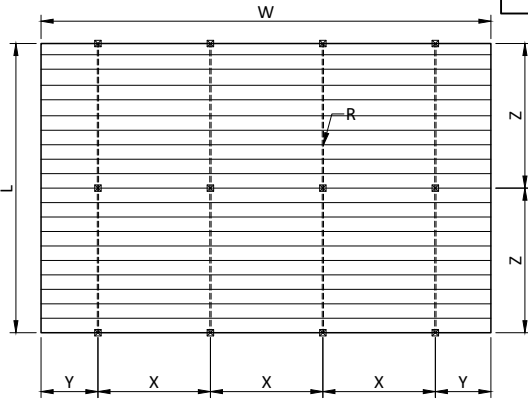

87x16mm wood louvers

 available colors & quality: **Sunshield 87W Western Red Cedar (WRC)**

western red cedar

	
width	W
length / drop / height	L
rack arm distance	X
slat side overhang	Y
support distance	Z
standard rack arm	35 mm
heavy duty rack arm	80 mm
box rack arm	100 mm
number of rack arms	R

INTERNAL
max. 20m ²
max. 130 cm
max. 30 cm
max. 180 cm
max. 300 cm
max. 420 cm
minimum # rack arms
-190 cm = 2 pcs
191-320 cm = 3 pcs
321-360 cm = 4 pcs

EXTERNAL
max. 18m ²
max. 120 cm
max. 30 cm
max. 150 cm
max. 280 cm
max. 350 cm
minimum # rack arms
-180 cm = 2 pcs
181-300 cm = 3 pcs
301-360 cm = 4 pcs

Larger systems than max* can be calculated and designed by Sunshield.